

AM...VRF
Series



■ **Application**

- For supply and exhaust ventilation, air conditioning and heating.
- Mounting in false ceilings or walls.
- Used to arrange correct air circulation in premises.

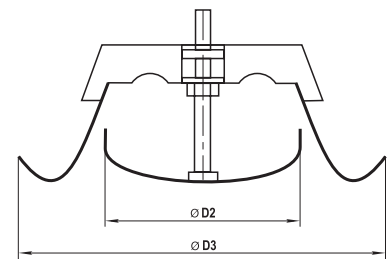
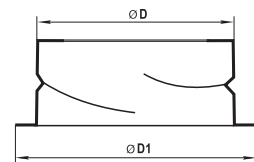
■ **Design**

- Made of polymer-coated steel.
- Special aerodynamic disk valve design ensures uniform air distribution.
- Smooth air pass regulation due to rotation of central part of the damper.
- Equipped with a mounting flange for easy connection to round \varnothing 100-200 mm air ducts.
- Mounting flange is fixed to false ceiling with screws.
- The internal part has a sealing ring for more tight fit.



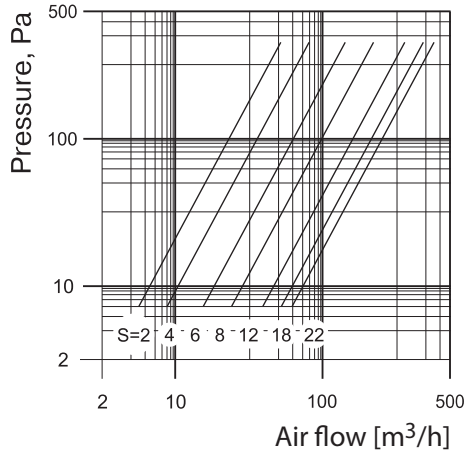
■ **Overall dimensions**

Model	Dimensions [mm]			
	D	D1	D2	D3
AM 100 VRF	99	123	75	128
AM 125 VRF	124	152	100	154
AM 150 VRF	149	173	128	184
AM 200 VRF	199	225	178	235

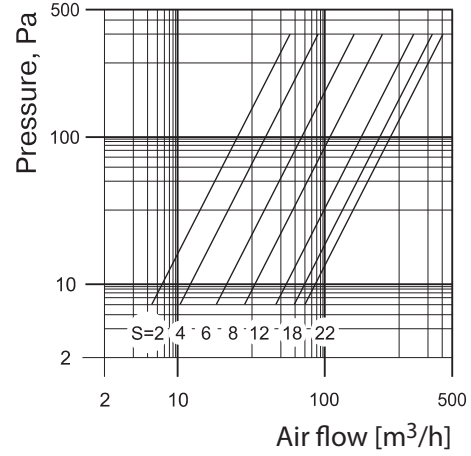


■ Technical parameters

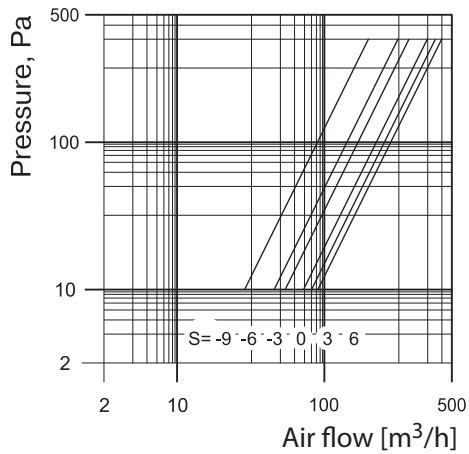
AM 100 VRF



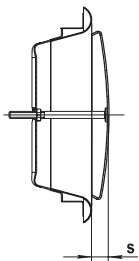
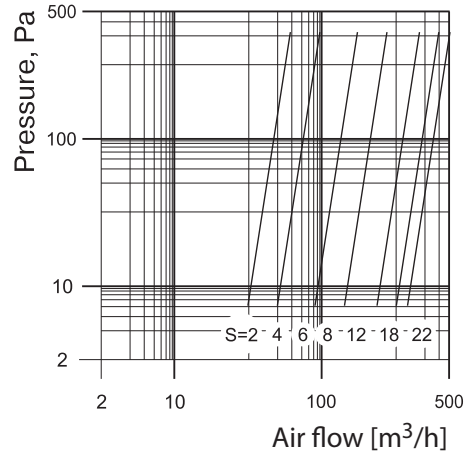
AM 125 VRF



AM 150 VRF



AM 200 VRF



The internal part of the air disk valve is pulled out to ensure the required clearance S (mm) to provide required air flow according to the diagram.