

VENTS S Series



Axial fans for exhaust ventilation with the capacity up to 341 m³/h

Application

- Continuous or periodic exhaust ventilation of bathroom, showers, kitchens and other utility spaces.
- Ventilation shaft mounting or duct connection.
- Low to medium air flow motion for short distances at low air resistance.
- Compatible with Ø 100, 125 and 150 mm air ducts.



Design

- Modern design and aesthetic look.
- The casing and the impeller are made of high-quality durable ABS plastic, UV resistant.
- The intellectual impeller design makes the fan efficiency high and the service life long.
- Ultra thin front panel.
- Insect screen.
- Protection rating IP34.

Motor

- Reliable and low-watt electric motor.
- Designed for continuous operation and requires no maintenance.
- Equipped with overheating protection.

Modifications and Options

S1 – shortened flange model.



S K – fan is equipped with a backdraft damper for back flow preventing.



S L – the motor is equipped with ball bearings for long service life (appr. 40 thousand hours) and fan mounting at any angle. The bearings are maintenance-free and contain enough grease for the entire operating period.



S turbo – high-powered motor.



S 12 – modification with low-voltage motor. 12 V AC power supply.



ST – equipped with a regulated timer with the operating time from 2 to 30 minutes.



STH – equipped with a timer with the operating time from 2 to 30 minutes and a humidity sensor with the threshold value from 60 to 90 %.



SV – equipped with a pull cord switch.



SVT – equipped with a pull cord switch and a regulated timer with the operating time adjustable from 2 to 30 minutes.



SVTH – equipped with a pull cord switch, regulated timer with the operating time adjustable from 2 to 30 minutes and a humidity sensor with the operating threshold range from 60 to 90 %.

Control

Manual:

- The fan is controlled by a room light switch. It is not included in the delivery package.
- The fan is controlled by the built-in pull cord switch **V**. Not applied in case of ceiling mounting.
- Speed control is possible through a thyristor speed controller (see Electrical Accessories). Several fans may connected to the same controller. Speed controllers can not be connected to the fans with T, TH, TP, VT, VTH modification.

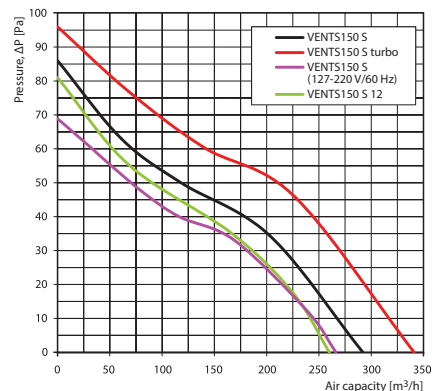
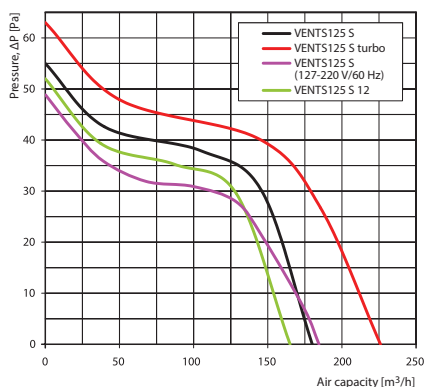
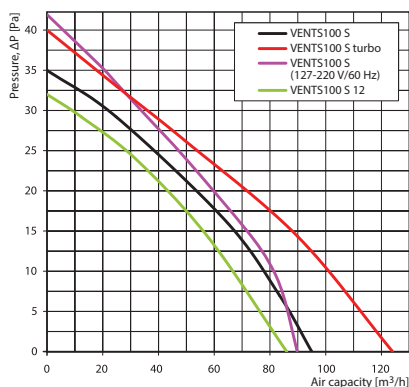
Automatic:

- By the electronic control unit **BU-1-60** (see Electrical Accessories). The control unit is supplied separately.
- By the timer **T** (the built-in turn-off delay timer enables the fan operation within 2 to 30 minutes after the fan switching off).
- By the humidity sensor and timer **TH** (if the humidity level in the room exceeds the sensor threshold adjustable value within 60-90 % the fan switches automatically on and operates until the humidity level drops to the standard level, after that the fan continues operating within the time period according to the timer setting, then shuts down).

Mounting features

- The fan is mounted directly into the ventilation shaft.
- Flexible duct application is recommended in case of remote location of the ventilation shaft. The air duct is connected to the fan exhaust flange through a clamp.
- Fixed to wall by self-tapping screws.
- Suitable for ceiling mounting.
- For 12 V low-voltage motor fan connection to 220 V/50 Hz power mains use the step-down transformer TRF 220/12-25 that is available upon separate order.

Aerodynamic characteristics



Technical data

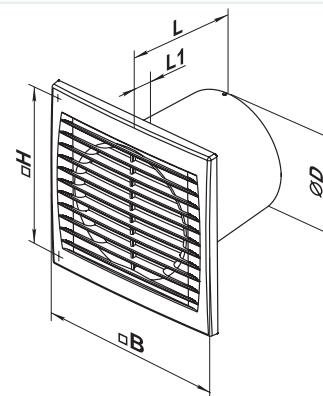
Model	Frequency [Hz]	Voltage [V]	Power Consumption [W]	Current [A]	R.p.m.	Maximum air flow [m³/h]	Sound Pressure Level at 3 m [dBA]	Weight [kg]
VENTS 100 S	50/60	220-240	14	0,085	2300	95	34	0,58
VENTS 100 S turbo	50/60	220-240	16	0,1	2300	124	37	0,66
VENTS 100 S (127-220 V/60 Hz)	60	127	10	0,115	2500	90	34	0,59
		220	9	0,054				
VENTS 100 S 12	50/60	12	14	1,5	2200	86	33	0,60
VENTS 125 S	50/60	220-240	16	0,1	2400	180	35	0,75
VENTS 125 S turbo	50/60	220-240	24	0,105	2400	226	37	0,78
VENTS 125 S (127-220 V/60 Hz)	60	127	16	0,119	2400	185	36	0,76
		220	15	0,102				
VENTS 125 S 12	50/60	12	16	1,7	2300	165	34	0,78
VENTS 150 S	50	220-240	24	0,13	2400	292	38	1,13
VENTS 150 S (220-240 V/60 Hz)	60							
VENTS 150 S turbo	50	220-240	29	0,13	2400	341	40	1,13
VENTS 150 S turbo (220-240 V/60 Hz)	60							
VENTS 150 S (127-220 V/60 Hz)	60	127	25	0,175	2350	267	38	1,13
		220	25	0,388				
VENTS 150 S 12	50	12	24	2	2300	260	37	1,13
VENTS 150 S 12 (220-240 V/60 Hz)	60							

Mounting example



Overall dimensions

Model	Dimensions [mm]				
	Ø D	B	H	L	L1
VENTS 100 S	100	150	120	108	12
VENTS 100 S1	100	150	120	93	12
VENTS 125 S	125	176	140	114	13
VENTS 125 S1	125	176	140	96	13
VENTS 150 S	150	205	165	132	14



Certificates

The fans meet the applicable safety and electromagnetic compatibility standards.