



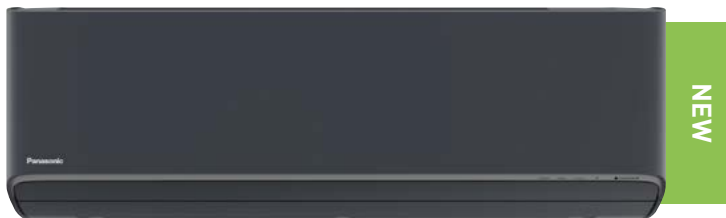
## New Etherea with nanoe™ X technology

Etherea features nanoe™ X technology, class-leading performance, intelligent features, and a stylish design. It is designed to make your home comfortable, clean and the ideal place to be.

## ETHEREA

Available in 3





SEE PRODUCT SPECIFICATIONS

### Air quality – nanoe™ X technology

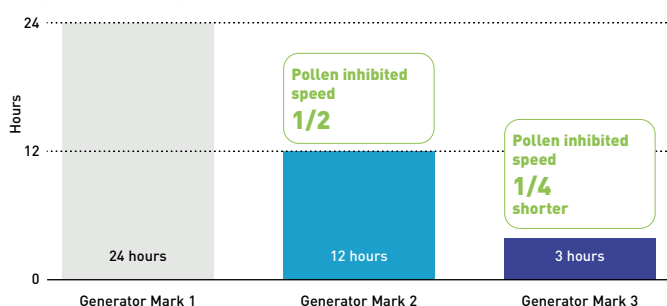
#### Etherea is equipped with the latest nanoe X Generator Mark 3.

By releasing up to 48 trillion hydroxyl radicals per second, 100x more hydroxyl radicals than the traditional nanoe™, it actively works to clean the air and surfaces in your home. This advanced technology helps create a cleaner and more pleasant indoor environment.

- 24/7 cleaner air – Works independently of heating or cooling modes
- Internal cleaning – Can inhibit up to 99% of adhered bacteria and mould inside the unit. Cross flow fan coating reduces dust adhesion by 62,5%\*
- Maintenance-free – No filters or replacements required


\*Based on Panasonic internal testing. Performance may vary depending on usage conditions.

Comparison of time required to inhibit 99% of cedar pollen.



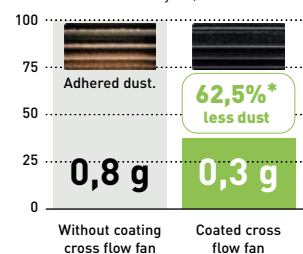
#### Advanced Internal cleaning with nanoe™ X.

nanoe™ X acts to inhibit 99% of adhered bacteria, viruses, and mould inside the unit.



\*Based on Panasonic internal testing. Performance may vary depending on usage conditions.

Cross flow fan coating reduces dust adhesion by 62,5%\*.



### Optimised energy performance.

#### Etherea provides the highest level of comfort with a low energy consumption.

Its air to air heat pump technology ensures high efficiency all year round, while smart features help reduce running costs.

- A+++ SEER and SCOP ratings – Ensures year-round efficiency
- AI ECO Mode – Boost energy savings by up to 20% in cooling mode. Learns room conditions and balances energy saving with faster cooling

\*Energy savings in cooling mode, comparing AI ECO and standard operation, based on a 4,2 kW model.



### Technology for the ultimate comfort


Etherea combines Aerowings 2.0, Panasonic's advanced air flow technology, with high-performance operation to deliver fast, even, and gentle comfort throughout the room.

- Aerowings 2.0 – Two independent vanes for fast and even air distribution
- Shower Cooling – Gentle air flow directed to the ceiling, avoiding direct cold drafts
- Floor Heating Effect – Concentrated warm air directed downward for cosy comfort
- Super Quiet operation – As low as 19 dB(A) for undisturbed comfort
- Reliable heating – Operates efficiently even at -20 °C outdoor temperatures

Shower Cooling.



Floor Heating Effect.



### Built-in Wi-Fi.

#### Works with Google Home and Alexa.

